



The
Birmingham Botanical Gardens
Study Centre

Barnaby Bear's[®]



One Day Adventure

A programme to support Unit 5 of the QCA Geography schemes of work for Key Stage One.

Barnaby Bear[®] is a registered trademark of the Geographical Association



The Birmingham
Botanical Gardens
& Glasshouses

Birmingham City Council
Education Service



"One Day Adventure Around the World." with Barnaby Bear®

This is a new teaching programme designed to enable KS1 children to experience "first hand" differing climatic conditions around the world. Providing a focus for an out of school visit, allowing the whole class to travel with Barnaby Bear to several contrasting places in one day.

- Using the resources at the Botanical Gardens especially our glasshouses, children will be invited to "Barnaby Bear's One Day Adventure Around the World".
- Children will visit the Arid, Mediterranean and Tropical glasshouses.
- The children will experience the physical aspects of plants and explore through their own feelings the human features connected to these places.

This links in with the National QCA Unit 5 Geography scheme of work. Years 1 & 2. Also supporting Literacy and Numeracy, PSHE & Citizenship.

To enable your children to enter into the spirit of Barnaby's adventure, you can invite them to The Botanical Gardens by postcard.



On arrival you can introduce the day following Barnaby's journey with reference to a world map.

The children will then visit the glasshouses to enable them to experience three main climate zones: Tropical

Mediterranean

Arid

Activities



Teachers can choose one or more activity from the following depending on the children's progress:

1. Barnaby's journey through the glasshouses

The children explore each climatic region discovering images of Barnaby, drawing their attention to the range of plants. They then choose any plant in that glasshouse to record in their journal.

2. Barnaby's weather report

An activity through which the children describe their observations about the weather, stimulated by a picture sheet.



3. Barnaby's suitcase


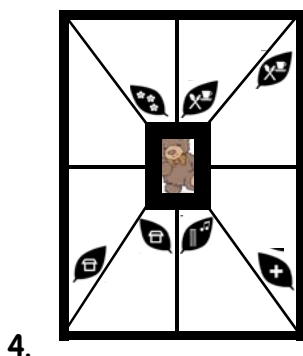
Children discuss what items Barnaby may wish to pack for each visit.

4. Barnaby discovers the many uses of plants

Helped by plant labels, the children discover our reliance on plants and how they use them at home.

5. Barnaby brings home plant presents

Picture frames for the children's favourite plants.






Barnaby went to the Rainforest.




Barnaby at The Botanical Gardens







Barnaby went to the Desert



Barnaby went to Spain




Weather Report




warm



hot



sunny



cool




pleasant



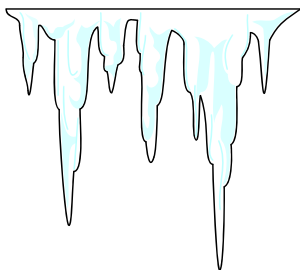
Unpleasant




dry



dark



cold



wet

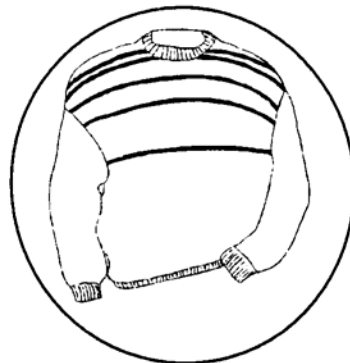


cloudy

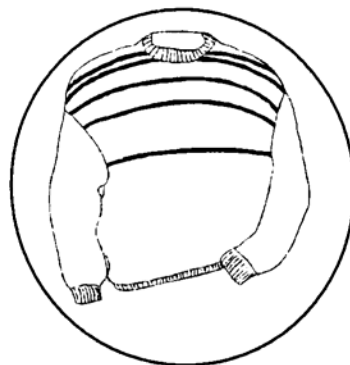



shady











What does Barnaby Bear® need to pack for his visit to the Arid House



What does Barnaby Bear® need to pack for his visit to the Tropical House



What does Barnaby Bear® need to live in the rainforest?

<p>Name of Plant</p> <p>(a plant Barnaby would like to take home)</p> <p>What else do you think Barnaby Bear needs?</p> 	<p>Name of Plant</p>  	
<p>Name of Plant</p>		<p>Name of Plant</p>
<p>Name of Plant</p>		<p>Name of Plant</p>
 <p>Name of Plant</p>		 <p>Name of Plant</p>
		 <p>Name of Plant</p>



Barnaby Bear® brought these home from his adventure.

